

slides

waterattractions.eu



polglass 

**Water is our passion,
the certainty
and joy of users are
the objectives,
and the latest technology
is the means.**



Pol-Glass is a Polish company established in 1989. For over 20 years we have been developing comprehensive implementations of water slide systems, playgrounds for children, aquaparks and recreational pools.

Thanks to more than two decades of the market presence, Pol-Glass has gained broad experience and can be proud of remarkable achievements.

The pride of the company are the two ISO standards and numerous awards. Our achievements have been recognised, inter alia, by the Chapter of the Emblem „Poland Now”, one of the most prestigious business awards in Poland

Our show-piece are the millions of smiles, more than 20 thousand metres of built slides, nearly 300 systems and Partners in 15 countries. We believe that such a position can be achieved only by providing a comprehensive, safe, durable and attractive solutions.

That's why we are here.


Tube Slide
TURBO
Ø 800

TURBO Ø 800



The Turbo slide has been designed with a high inclination of up to 20%. It is addressed to young, lively people who enjoy high speed and shivers of thrill. It is available in a diameter of 800 mm or 1000 mm, depending on your preference. For outdoor and indoor use.



	Diameter	800	[mm]
	Pump Efficiency	90-120	[m³/h]
	Optimal Length	40-80	[m]
	Average Slope	min. 17	[%]



Tube Slide
Ø 1000, 1200

Ø 1000, 1200


Ø1000

This tube water slide, 1000 mm in diameter, is suitable for outdoor or indoor use, or a combination of both. It is available in all colours as well as semi-transparent or with semi-transparent pieces of various shapes and sizes. The slide looks spectacular with audio and visual effects.

Ø1200

This tube water slide, wider in diameter, is spacious enough to accommodate a number of users going down together (for example a mother with a child). With a diameter of 1200 mm, it comes in any colour, from transparent to multicoloured. It can be additionally decorated with various shapes of transparent laminate (circles, stripes, stars, etc.).




	Diameter	1000, 1200	[mm]
	Pump Efficiency	120	[m³/h]
	Optimal Length	60-100	[m]
	Average Slope	10-13	[%]

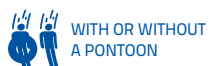
Tube Slide

Ø 1400

Ø 1400



Ø 1400 is the biggest of all tube slides. Wider in diameter, it provides more space for users and allows them to use a pontoon, what makes the slide more attractive and increases the possibilities of use. Daylight, audio and visual effects may be added to boost the excitement.



	Diameter	1400	[mm]
	Pump Efficiency	160	[m³/h]
	Optimal Length	60-100	[m]
	Average Slope	10-13	[%]

Open Slide
240° U 1000



240° U 1000

This is an open slide with uniquely extended sides. It provides a new quality of slide, unavailable with any other kinds of water slides. The extended sides position the product somewhere between open and closed slides.

 WITHOUT
A PONTOON

 TEENAGERS
AND ADULTS


	Diameter	1000	[mm]
	Pump Efficiency	120	[m³/h]
	Optimal Length	20-60	[m]
	Average Slope	10-13	[%]




It is even less open than the 240° version, which increases safety even during rapid manoeuvres. At the same time, it gives all the pleasure of going down a half-open slide.

 WITHOUT
A PONTOON


 TEENAGERS
AND ADULTS

	Diameter	1000	[mm]
	Pump Efficiency	120	[m³/h]
	Optimal Length	20-60	[m]
	Average Slope	10-13	[%]

Open
Children Slide
U 530



U 530



This children's slide is a lot of fun for kids. It is perfect for any theme playground or children's pool. Inconspicuous at first sight, it is fun and safe.

 WITHOUT
A PONTOON

 FAMILIES

	Diameter	530	[mm]
	Pump Efficiency	20-30	[m ³ /h]
	Optimal Length	10-16	[m]
	Average Slope	10-20	[%]

Open Slide

„U” Type

- » U 800 + (h=250)
- » U 1000 + (h=250)
- » U 1000 + (h=320)
- » U 1200 + (h=250)

(h - side's height)

Open Slide U



This is the most popular type of the open slide. The available sizes are 800 mm, 1000 mm and 1200 mm in width. Best suited for locations in open space with interesting views, moreover, they provide a high speed of slide. Custom-made designs in all colours available.

 WITH A PONTOON

 TEENAGERS AND ADULTS

	Diameter	800, 1000, 1200	[mm]
	Pump Efficiency	90-120	[m³/h]
	Optimal Length	40-100	[m]
	Average Slope	9,5-13	[%]

Family Slide

- » W=2200
- » W=3000
- » W=4000

Family Slide



This Family Slide has been designed for group slides. Perfect for having fun together, it is recommended for water parks visited by families with children. It has a broad track and a small inclination for a safe slide. It does not require the installation of any special slowing-down area, so it may be installed with the use of any existing structures.



	Diameter	2200, 3000, 4000	[mm]
	Pump Efficiency	90	[m ³ /h]
	Optimal Length	10-25	[m]
	Average Slope	15-25	[%]


Open
 Kamikaze
 „U” Type
 U 1000 + (h=250)
 (h - side's height)

Kamikaze



The Kamikaze water slide is designed for those looking for the adrenaline and excitement. This high-speed open slide is for the extreme thrill seekers. Two or more tracks may be assembled one next to the other, which will make Kamikaze perfect for a competition. Kamikaze is suited both for indoor and outdoor water parks.




	Diameter	1000	[mm]
	Pump Efficiency	120	[m³/h]
	Optimal Length	30-60	[m]
	Average Slope	min. 20	[%]

Open
Pontoon Kamikaze
„U” Type
U1400 + (h=150)
(h - side's height)



The Kamikaze pontoon water slide is a good choice for both indoor and outdoor water parks. Its open structure, high inclination, straight track and the possibility to slide down in a pontoon offer unforgettable experiences to those in search of excitement.



	Diameter	1400	[mm]
	Pump Efficiency	160	[m³/h]
	Optimal Length	30-60	[m]
	Average Slope	min. 20	[%]

Space Bowl

D=6500

- » Inlet \varnothing 800
- » dextrogyrate



Space Bowl 6500





Space Bowl 6500 is a structure only slightly resembling a traditional slide, which makes it a special attraction of any water park. At the end of the slide, users are spun in a huge chamber in the shape of an onion, before they fall into the pool. Its relatively small size makes it suitable for smaller water parks.



WITHOUT
A PONTOON



TEENAGERS
AND ADULTS



Bowl's Diameter	6500	[mm]
Pump Efficiency	120+25	[m ³ /h]
Inlet's Optimal Length	20-30	[m]
Average Inlet's Slope	13-15	[%]

Space Bowl

D=8800

- » Inlet Ø 800
- » dextrogyrate and laevorotatory



Space Bowl 8800



Space Bowl 8800 has a larger chamber in which the users spin for a longer time before they fall into the pool beneath. It is suitable for combination with other slides or pools. Spece Bowl 8800 is available in both right-turn and left-turn options.



	Bowl's Diameter	8800	[mm]
	Pump Efficiency	120+25	[m³/h]
	Inlet's Optimal Length	20-30	[m]
	Average Inlet's Slope	13-15	[%]

Space Bowl

D=8800 with outlet

- » Inlet \varnothing 800,
- » Outlet \varnothing 1000
- » dextrogyrate and laevorotatory

Space Bowl 8800



Your emotions peak as the lower end of Space Bowl connects to another water slide, making your run longer and more thrilling. Available in left-turn and right-turn options, Space Bowl guarantees the maximum thrill of unconstrained spinning.



	Bowl's Diameter	8800	[mm]
	Pump Efficiency	120+25	[m ³ /h]
	Inlet's and Outlet's Optimal Length	inlet 20-30, outlet 10	[m]
	Average Inlet's and Outlet's Slope	inlet 13-15, outlet 10	[%]

Pendulum

- » width W=20 m
- » length L=16,5 m
- » start level H=9,5 m




Pendulum

Pendulum is another unusual structure adding character to any water park. Its very name suggests a high level of excitement. A slide in a pontoon moving on high, steep walls, rapidly changing speed and tilting in all directions provides unforgettable experience to real thrill seekers.

 WITH
A PONTOON

 TEENAGERS
AND ADULTS

	Dimensions	W = 20 m L = 16,5 m H = 9,5 m	[m]
	Pump Efficiency	240+60	[m ³ /h]



2 - LANE SLIDE

W = 1600

WIDE 2 - LANE SLIDE

W = 3400

3 - LANE SLIDE

W = 2500

4 - LANE SLIDE

W = 3400

MULTILANE SLIDE

Multilane




2 - LANE SLIDE				WIDE 2 - LANE SLIDE			
	Width	1600	[mm]		Width	1600	[mm]
	Pump Efficiency	90	[m³/h]		Pump Efficiency	90	[m³/h]
	Optimal Length	20-40	[m]		Optimal Length	20-40	[m]
	Average Slope	13-20	[%]		Average Slope	13-20	[%]

3 - LANE SLIDE				4 - LANE SLIDE			
	Width	1600	[mm]		Width	1600	[mm]
	Pump Efficiency	90	[m³/h]		Pump Efficiency	90	[m³/h]
	Optimal Length	20-40	[m]		Optimal Length	20-40	[m]
	Average Slope	13-20	[%]		Average Slope	13-20	[%]


MULTILANE SLIDE			
	Width	1600	[mm]
	Pump Efficiency	90	[m³/h]
	Optimal Length	20-40	[m]
	Average Slope	13-20	[%]




Several users can go down at the same time without any risk of collision, which is perfect for a competition. The water slide comes in 2-, 3-, 4- and 5-track options for entire families to play together.



iNFiNiTi SLIDE is a large water slide of a new type and a design different from standard solutions. It provides a lot of space inside. 2.5 m wide, it can accommodate a few users together or a pontoon. Its closed structure ensures fun all year round. It can be further boosted with audio and visual effects.

 WITH OR WITHOUT A PONTOON

 TEENAGERS AND ADULTS

	Dimensions	W=2100 H=1400 W=2500 H=1400	[mm]
	Pump Efficiency	360-400	[m³/h]
	Optimal Length	50-100	[m]
	Average Slope	10-13	[%]

Wilde River

- » W = 1345
- » W = 1400
- » W = 1600

Wild River



Wild River is suited mostly for outdoor use. It is wide enough to accommodate several users at a time. With a small inclination, the slide speed is moderate and – given the open structure – perfect for viewing the landscape. Enjoy a quiet and relaxing slide in a dinghy.


Wild River 1345 is perfectly suited to complement outdoor water attractions. Its length can be extended up to 170 m. Moderate speed and safety of use make it perfect for users of all ages.



	Width	1345,1400, 1600	[mm]
	Pump Efficiency	240+160 ⁽¹⁾	[m ³ /h]
	Optimal Length	60-85	[m]
	Average Slope	5-13	[%]

⁽¹⁾In case of an extended river with ramifications it is essential to apply additional pumps, approximately 160 m³/h on the arm.

The water slides are the flagship products of Pol-Glass. However, we give our customers much, much more!



An important part of the offer the toys and slides installed in the water playgrounds. The broad selection of accessories includes castles, characters and animals, including multimedia hippo making sounds programmed according to the idea of the Customer. The water toys are very enthusiastically received, especially by the youngest participants in games. But also the elders get a lot of fun of that. After all, not only kids love toys!

Recently, the company's proposal has been broadened by thematic playgrounds, which are becoming more and more popular. Apart from Antarctica, the Netherlands, China, Africa and the Cosmos it is possible to design the playground according to the style freely selected by the Customer.

Pol-Glass also provides laminate rocks, climbing walls, laminate bridges imitating wood and palm trees. All the additional elements perfectly meet the conditions imposed by the aggressive swimming pool environment.

More than 20 years of presence on the market gives us not only the extensive knowledge, skills and experience in the implemented services. It is also a huge capital that we derive from the cooperation with different Partners.

The best showcase of our company are the satisfied Customers who recommend us. Over two decades, Pol-Glass has implemented more than 20 thousand metres of slides. The systems are in operation in 15 countries, including nearly 160 on the Polish territory. Our biggest successes include the projects in aquaparks in Krakow, Lodz, Polkowice, Reinbek (Germany), Oberhausen (Germany), Höör (Sweden), Oskarshamn (Sweden) and Druskininkai (Lithuania).

The international recognition confirms our belief that we follow the right path. However, we are not resting on our laurels - every day we work to gain the trust of further Customers.

POL-GLASS

72-100 Goleniów, Poland
17 Nowa Street, Łozienica
tel.: +48 91 88 11 900
fax: +48 91 88 11 919

www.waterattractions.eu



TERAZ POLSKA



E W A
European Waterpark
Association

